





How to use EquiChek™-SAA in a diagnostic workup



EquiChek™-SAA can be conveniently run while you perform a physical exam. No sample processing is needed. With just a pin prick of blood you can detect and monitor acute inflammatory conditions in less than 10 minutes.

EquiChek™-SAA

 4 Lines	 3 Lines	 2 Lines	 1 Line
No inflammatory condition detected / Recovery from earlier illness	Mild inflammation	Moderate inflammation	Severe inflammation, possible infection*
Proceed with examination having ruled out inflammation	If a first measure, consider case history and monitor	Suspect internal disease or infection	Consider commencing treatment based on evidence
		Consider commencing treatment based on evidence	Physical exam, case history and further testing to confirm cause
			Consider commencing treatment based on evidence

*A definitive clinical diagnosis should only be made after all clinical and laboratory findings have been considered. Information is provided for user understanding and does not constitute veterinary advice.

Contact: Equine Partners America, LLC
Tel: +1(800) 752-8538, Cell: +1(770) 530-5670
Email: moira@equinepartnersamerica.com
Web: www.EquinePartnersAmerica.com

